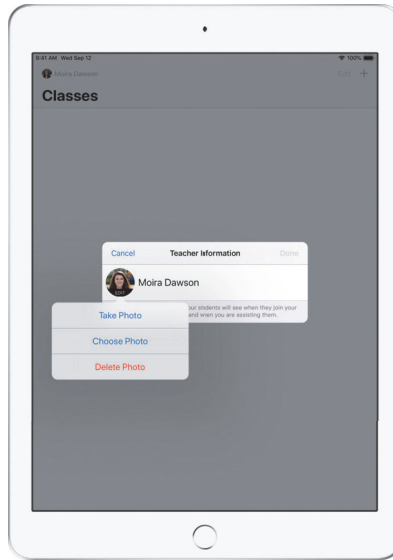


Create your class.

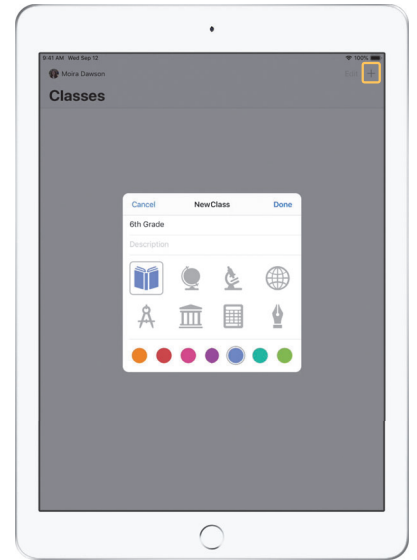
With Classroom, you can set up your own classes manually, if your school isn't configuring classroom devices with MDM.



After you have downloaded the app, begin by launching Classroom.



Next, enter your name and add a photo that students will see when they join your class and share files with you, and when you are assisting them.



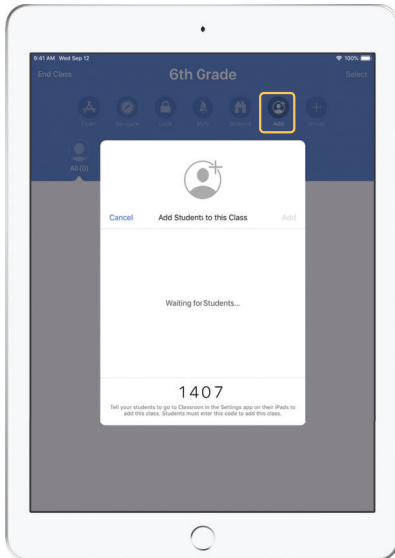
It's easy to rearrange classes, switch from one class to the next, and set up additional classes.

Select $+$ to create a new class, then name your class and choose a color and symbol to represent it.

Alternatively, classes can be set up by your school's MDM (see page 6 for more info).

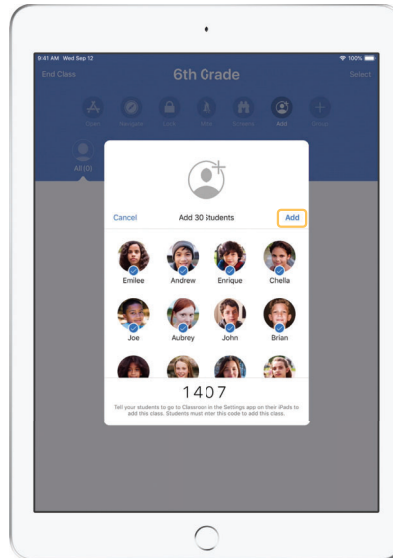
Invite your students.

Invite students to join your class so everyone can get started right away.

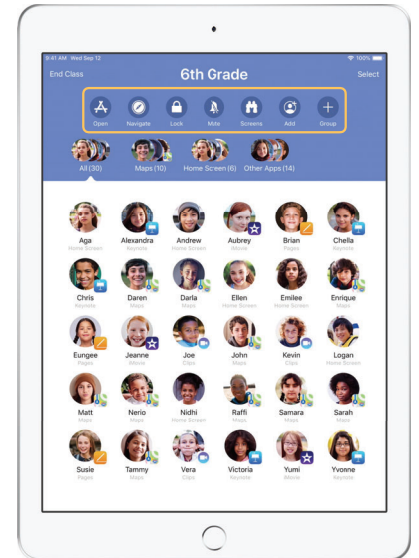


If you have manually created your class, you can now invite your students to join. Select Add and give the invitation code to your students.

Note that Classroom features require proximity to your students.



As students join your class, you will see their names and photos appear. Tap Add to add them to your class.

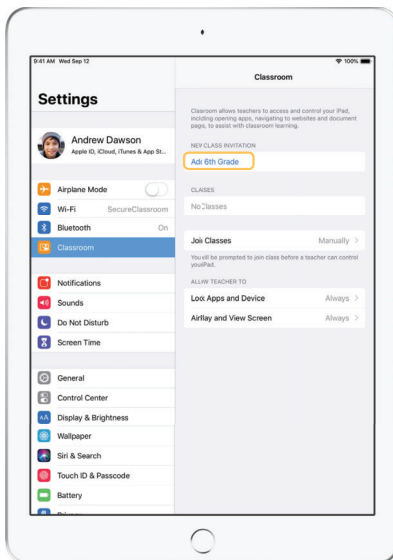


Once inside the class, you'll see a list of your students as well as the Actions list, which contains actions that you can perform on devices in the classroom.

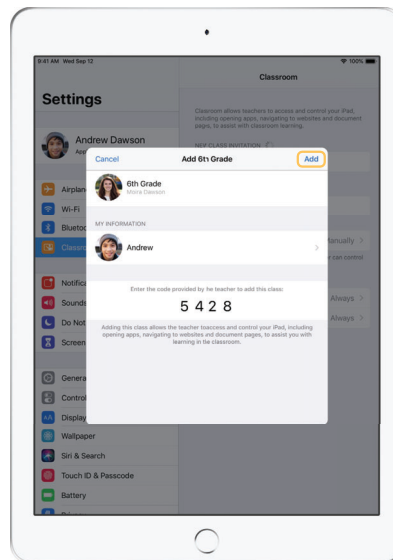
Have students join a class.

When joining your class, students decide how you can manage and access their iPad — instruct them to use the settings that are most appropriate in your environment.

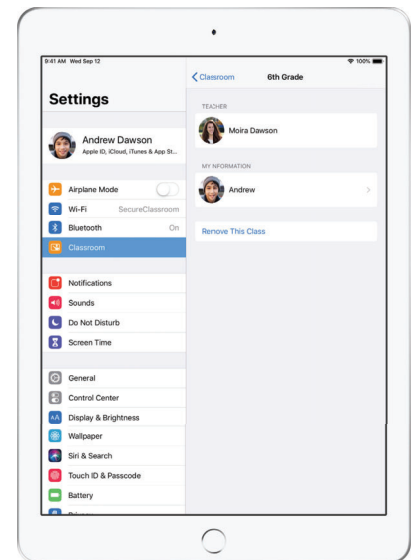
Student View



Student View



Student View



Once you have sent your class invitation, settings for Classroom will appear in the Settings app on each student's iPad. Ask your students to tap the link for your new class invitation.

Students can come back to these settings at any time to change how the Classroom app can control their iPad.

Students can tap My Information to edit their name and photo, and then add the class by entering the code you provided.

Students will join your class automatically every time they return to your classroom. At the end of the course or school year, they can remove the class.