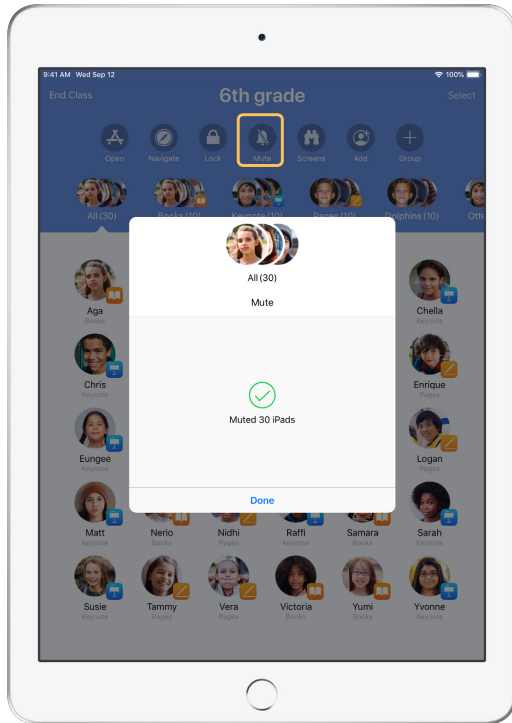
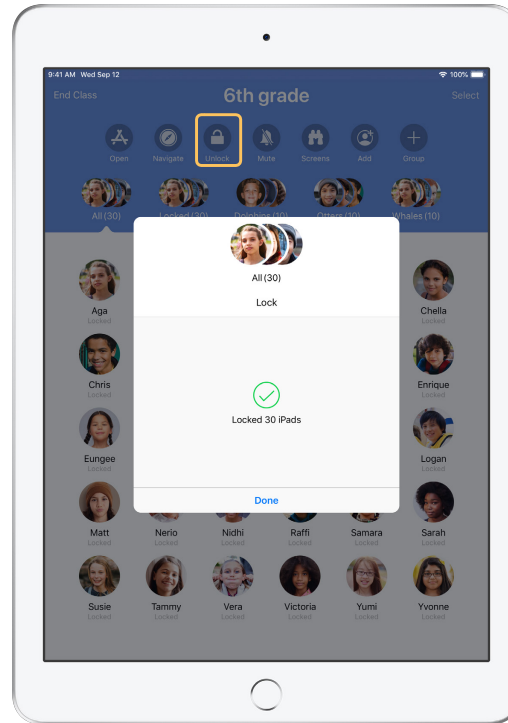


Mute the sound and lock the screen.

If the sound on a student's iPad becomes distracting for the rest of the class, you can mute individual or all devices. To get everyone's attention, you can also lock each iPad in your class, which might be helpful during an important announcement or activity.

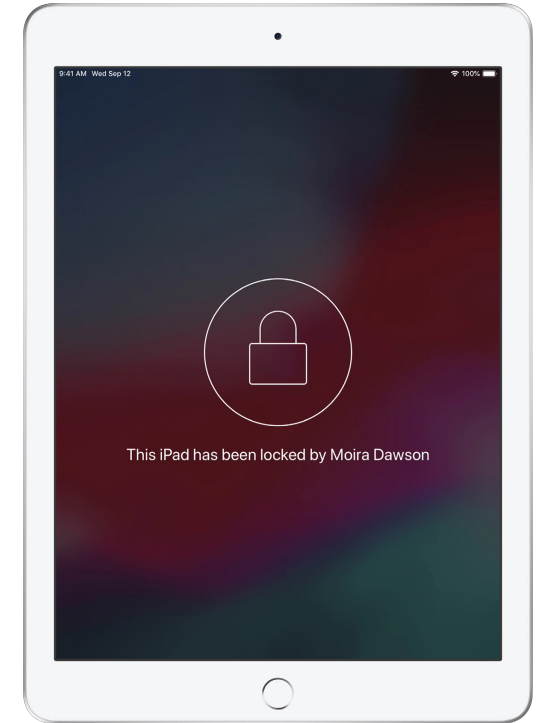


Select a student, a group of students, or your entire class, then tap Mute to mute the sound. The sound will be muted on student devices.



To lock devices, select a student, a group of students, or your entire class, then tap Lock. Tap Unlock to unlock devices.

Student View



The screen will be locked on all student devices, and students will not be able to access them until the devices are unlocked again.